


2025

2026-008



2026 4 14

2025

)

(

"

" " "

813,814,830

10

0.07

0

10

0

.....	2
.....	10
.....	14
.....	45
.....	68
.....	95
.....	104
.....	105

---

2025

AI Agent

" "

AI

2.0

---

AI

2025

10%

20%

---

AI Native

AI

" DataMind+AI "

TRP

TCR

TestHand

AI

" " "

AI

2024

2025

2026

" AI Native"

AI

AI

AI

DataMi nd

AI


Agent

AI

AI

AI

2026



AI Native  
H+K3dEi AV0i Cw0HKK, j

2025

/		/
\		\
		2025 1 1 2025 12 31
		Sunline Technology (Malaysia) Sdn. Bhd.
		Sunline International (Malaysia) Sdn. Bhd.
		Sunline Technology (Thailand) Limited
		Sunline International (Philippines) Limited
		Sunline Technology (Singapore) Pte. Ltd.
		Sunline Intelligent Digital Technology Pte. Ltd.

		PT SunLine Technology Indonesia
APStack		
		AIStack
AI S Agent		

---

			300348
			Shenzhen Sunline Tech Co., Ltd.
			Sunline
			2 A 5

	669		2024 8 4 2027 12 31

	2025	2024		2023
	1,957,934,999.09	1,736,421,794.40	12.76%	1,917,862,625.17
	20,596,720.59	18,585,986.78	10.82%	32,146,344.61



---

	-93,312.34	-559,631.29	12,386.79	
--	------------	-------------	-----------	--

800

8,000

1

100

" + "

" "

2

" + + "

30

IT

API

SDK

HTML5 H5

AI

APStack

— APStack  
AI  
APStack

API  
APStack

Si decar

APStack

" N+M"

N

M

AutoBA AutoDesign AutoTest

2025

DeepSeek

AI  
AI

" " " 2025 " " "

2026 " N+M" AMC

2.0

2.0 2.0 2026

2.0

2

" "

DataMi nd

AI DataMi nd

T+0

30%

" "

DataM ind

DataM ind " " 2025  
" AI AI DataOps "  
" DataOps " " 2025  
" " " "  
" " 2025

2026

" " DataM ind  
AI S Agent AI

3

2

FTP

AMC

AI

2026  
AI

AI

4

60

3

%

	2025 =		140	5.0%		
	2025	154,831	13.2%		18,848	
7.3%			627.3		7.7%	10
			2025			

2025

"

"

"

"

"

"

P "

"

"

"

IT

"

"

"

IT

AI

X



3

1

DataMind

+AI

2

3

IPO

4

1

2025

7.84%

1

2

733

3

2025

12

31

558

12

10

2025

12

3

6

70

5,000

66

5,000

95%

"AI+ "

" AI "

" N+M"

"

AI

DeepSeek

AI

" AI "

" AutoBA "

" AutoBA "

"

AI

DataMind

" AI "

"

" RAG 1.0"

+

"

2018

PaaS

" AI 4SE "

+AI 4Biz "

"

/

2016

"

+

"

"

"

"

"

"

"

"

"

" + + "

90%

1

		195,793.50	12.76%	146,568.79
25.56%		2,059.67	10.82%	

1 2023

2	2025	2024	6,828.16	87.09%
	1			

3		22.44%	2,580.52
---	--	--------	----------

	12.76%	25.56%	25.14%	7.64%
--	--------	--------	--------	-------

1

2

3

2

1

2024		
94.40	100%	12.76%
05.14	85.77%	22.48%
7.32	9.50%	-65.99%
6.72	4.71%	-5.85%
5.22	0.02%	110.77%
24.52	60.06%	23.83%
9.97	33.07%	-6.44%
4.69	6.85%	8.05%
5.22	0.02%	110.77%
74.65	92.57%	15.19%
9.75	7.43%	-17.55%
94.40	100.00%	12.76%

"

"

2024

1,824,085,03	1,417,257,42	
4.55	7.44	22.30%

--	--	--	--	--	--	--	--	--	--	--	--	--

5



5		50,875,416.86	2.60%
	--	437,367,089.24	22.35%

		28,119,250.76	
			36.30%
			0.00%

5

1		8,997,641.51	11.62%
2		5,493,566.04	7.09%
3		5,051,886.79	6.52%
4		4,446,801.91	5.74%
5		4,129,354.51	5.33%
	--	28,119,250.76	36.30%

10%

3

	2025	2024		
	140,799,132.47			

			2.	
			3.	
			4.	
V2.0 -APStack	" "		POC	

" "

V1.1 -

SunCBSV2.0	SCB SunCBS		1 API 2. 3. 4. / 5.	SunCBS
V2.0			POC	
V2.0 -Datami nd			DataOps AI " - - - "	
			AI stack AI SQL	
			DataOps	

-DStack V6.5				
V6.2 -			" "	" "
			POC "	" "

-  
V7.5

---

	2025	2024	2023
	153,481,665.11	120,991,406.98	132,432,998.83
	7.84%	6.97%	6.91%
	95,120,633.86	57,924,757.36	53,309,015.26
	61.98%	47.88%	40.25%
	461.82%	311.66%	165.83%

		Java	"
		"	

			L2	L1	L3
Datami nd V2.0	-	4,205,885.24			

V11	-		+	
-----	---	--	---	--

" " 29 " "

5

	2025	2024	
	2,197,433,914.48	2,064,507,040.83	6.44%
	2,049,451,557.56	1,944,271,879.92	5.41%
	147,982,356.92	120,235,160.91	23.08%
	18,733,972.11	7,180.00	260,818.83%
	102,239,924.10	80,107,296.18	27.63%
	-83,505,951.99	-80,100,116.18	-4.25%
	237,766,332.20	1,008,222,763.38	-76.42%
	245,619,287.65	882,584,340.10	-72.17%
	-7,852,955.45	125,638,423.28	-106.25%
	53,010,765.24	166,910,294.77	-68.24%

		11,389.95	68.24%		
	2,774.72	23.08%		340.58	4.25%
	13,349.14	106.25%			
1		2,774.72			
2		340.58			
3		13,349.14			



4.	26,033,28 5.93	- 7,158,147 .75	- 32,515,17 0.39					18,875,13 8.18
	26,033,28 5.93	- 7,158,147 .75	- 32,515,17 0.39					18,875,13 8.18
	26,033,28 5.93	- 7,158,147 .75	- 32,515,17 0.39					18,875,13 8.18
	0.00							0.00

3

	5,044,660.46	
	5,044,660.46	

1

2

3

4

1

2

1

2

10%



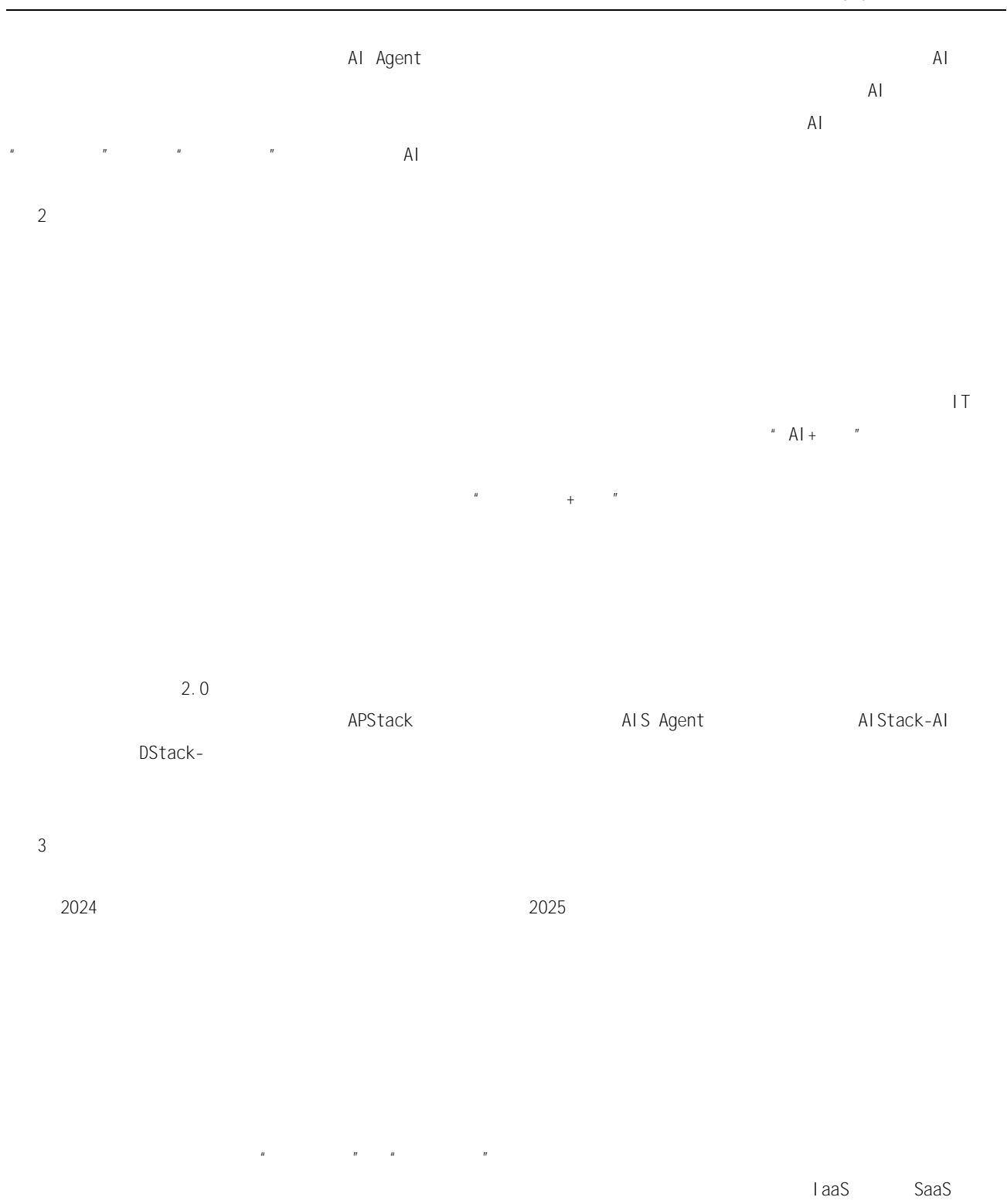
			50,000,000.00	50,344,513.65	48,706,528.92	1,928,087.17	1,781,087.73	2,084,923.49
			119,314,608.73	306,722,482.33	6,408,769.79	99,746,414.47	44,062,791.89	49,764,671.76

		-112
Sunline Intelligent Digital Technology Pte. Ltd.		215

2025

"

"



			AI						
2025									
10%	20%		AI						
1								"	"
AI									
2									
								"	"
3									
		75,829.70				8.91%			

2025 03 12				ADIA Chi na 15	www. cni nfo . com. cn 2025 3 12	www. cni nfo . com. cn 2025 3 12
2025 04 28	" " " http://irm . cni nfo. com. cn				www. cni nfo . com. cn 2024	www. cni nfo . com. cn 2024
2025 06 26				2	www. cni nfo . com. cn 2025 6 26	www. cni nfo . com. cn 2025 6 26
2025 11 19				19	www. cni nfo . com. cn 2025 11 19	www. cni nfo . com. cn 2025 11 19
2025 11 20	" " https://ir . p5w. net				www. cni nfo . com. cn 2025 11 20	www. cni nfo . com. cn 2025 11 20

2025 4 18

2024

www.cninfo.com.cn

2025 4

"

"

"

"



[www.cninfo.com.cn](http://www.cninfo.com.cn)

1

		57			2010 08 24	2028 12 11	102,9 02,41 9	0	7,000 ,000	0	95,90 2,419	
		59			2014 03 27	2028 12 11	4,418 ,500	0	1,100 ,000	0	3,318 ,500	
		59			2019 12 05	2028 12 11	0	0	0	0	0	

		49			2010 08 24	2028 12 11	4,214 ,784	0	1,050 ,000	0	3,164 ,784	
		49			2019 12 05	2028 12 11	0	0	0	0	0	

			2025 12 12	
			2025 12 12	
			2025 12 12	
			2025 12 11	
			2025 12 11	
			2025 12 11	

2 20

1981 3 2010  
2021 1 2025 12  
1957 10 1989 3  
2003 6 2003  
6 2021 10  
2023 10 2021 10  
2024 3 2017 5  
2024 11  
2024 3 2025 2  
202204B02g042  
1963 8 1987  
2020  
2020  
2020 8  
1973 5 1993  
2010 /  
2011 MBA /  
2022 12  
2  
1967 3 1993 2003  
2004 2006  
2007 2013  
2013 10 2014 3  
2019 12  
1976 9 2003  
2010 8 2019 12  
1979 2002-2006  
2006 8  
2010 8 2025 12 2025 12

---

			2018 07 02	2027 07 02	
			2018 05 21	2027 05 21	

			2017 03 13	2026 03 13	
			2016 01 19	2026 01 19	

			2019 06 21	2026 06 21	
			2020 04 01	2026 04 01	
			2020 06 01	2027 01 08	
			2021 02 03	2026 01 08	
			2021 09		





				5 2024			
				6 2024			
				7 <2024			
				>			
			2025 04 20	1 <2025			
				>			
			2025 08 08	1 <2025			
				2025			
				>			
				2			
				<2025			
				>			
				3			
				<2025			
				>			
			2025 10 20	1 2025			

---

--	--	--	--	--	--	--	--

2025 11 1  
15



			20	2023			
				/			
				/			
				2			
				2023			
				3			
				2022			
				1			
			2025 11	2			
			15				

1

	7,565
	391
	7,956

---

	7,978
	0

2025

128

2025 2 5

4 2025 5 29  
812,261,787

2024  
10 0.07

2025-041

2025 6 5

2025 6 6

2024


10	0
	0.07



2025 6 9

www.cninfo.com.cn

2023

2025-045

4 2023

2025 4 24

2025 5 9

2024

2023

www.cninfo.com.cn

2024

2025-035

2024

2025-049

2025-050









--	--	--	--	--	--	--

			:	2015 06 16		

--	--	--	--	--	--	--


--	--	--	--	--	--	--

			1	2023 04		

			18	25		
			2			
			3			

			4			
			1	2023 04 25		

2




			2			
			1	2023 04 25		

2

2023-  
2025

§ f ' &)-"c&FDt





			1			
			2			
			3			
			4			
			5	2023 04 25		
			6			



			7			
--	--	--	---	--	--	--

			/			
			/			
			2			
	UBS AG;					
	;		A			
	;		6			
	;		"	"	2024 08	2025 2 1
	;				02	
	;					
	;					
	;					

			A			
	2023 35		12 50% 50%	2023 11 07	2024 11 7 2025 11 7	

	2024		12 50% 50%	2024 11 19	2025 7	
	33				2026 11 19	

2

3

"

"

" "

	2025 2 27
Sunline Intelligent Digital Technology Pte. Ltd.	2025 8 27

	127.2
	12
	3



													fo. com. cn/new/disclosure/detail?plate=szse&orgId=9900022198&stockCode=300348&announcementId=1223129146&announcementTime=2025-04-18
				--	--	33.03	--	434	--	--	--	--	--

6

7

4

1

				1		2	3 = 2 / 1						
2024		2024 08 02	48,06 8.08	40,93 7.01	7,188 .97	17,02 0.87	41.58 %	0	0	0.00%	23,94 4.6		0
	--	--	48,06 8.08	40,93 7.01	7,188 .97	17,02 0.87	41.58 %	0	0	0.00%	23,94 4.6	--	0

	2024 08 02				26,1 33.9 3	25,2 67.5 3	4,97 8.48	7,06 4.57	27.9 6%	2027 12 31	69.2 6	69.2 6		
	2024 08 02				9,11 4.15	9,11 4.15	2,21 0.49	3,37 2.51	37.0 0%	2027 12 31	0	0		
	2024 07 15				12,8 20	6,55 5.33	0	6,58 3.79	100. 43%	2024 10 30	0	0		
				--	48,0 68.0 8	40,9 37.0 1	7,18 8.97	17,0 20.8 7	--	--	69.2 6	69.2 6	--	--
	--				0	0	0	0	0.00 %	--	0	0		
				--	0	0	0	0	0.00 %	--	--	--	--	--
				--	0	0	0	0	0.00 %	--	--	--	--	--
				--	0	0	0	0	--	--	0	0	--	--
				--	48,0 68.0 8	40,9 37.0 1	7,18 8.97	17,0 20.8 7	--	--	69.2 6	69.2 6	--	--
" " "				2026	3					2027	12	/		

---


	12

3

4

NO. 10055X2 8456.15 T/F1 9 0 1F8 0 1 4A61 9 .56 Tf1 0 0 1 61.944 666.94 Tm2m0g0 Gf04BB4EA90D770A013E980

2025

13 ---

2 ---

% >

1



	812,278,676	100.00%	0	0	0	873,694	873,694	813,152,370	100.00%

1	2024	7	18	2023	A	73,187,168	2024	8	2
					6	2025	2	5	
2	2025	2	26						172,750
						172,750			
3	2025	7	22						1,649,225
						1,649,225			
4	2023								
						27			671,600
		2025	11	10					
5	2025	12	12						
							18	—	
									1,915,777
6	2025	12	12						
								10	—
						4,228,526			
7	2022						2024	11	13
2023							2025	10	20
							2026	9	25
						2,695,669			
1	2023								
									2022
	2023								

2 172,750

2024

www.cninfo.com.cn

3 1,649,225

2024

www.cninfo.com.cn

4 2023

	3,161,088	0	0	3,161,088		
	1,174,339	221,350	0	1,395,689		
	4,105,150	0	2,493,575	1,611,575		2025 2 26 172,750 2025 7 22 1,649,225  2025 11 10 671,600
	73,187,168	0	73,187,168	0		2025 2 5
	177,554,528	6,144,303	75,680,743	108,018,088	--	--

1

2

1 2025 1 1 812,278,676  
2 2025 2 25 2022 ? 6 6

1



---

		0.85%	6,894,080	- 1,999,688	6,894,080	0		0

10	10	
	5	

5%

10

10

10

10

/

10

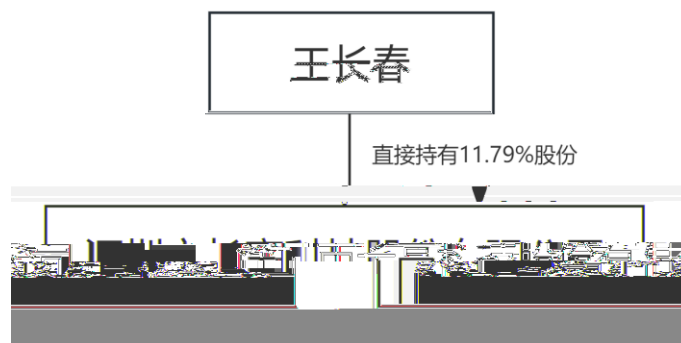
10

10

10

2





4

80%

5

10%

6

2025 25	04	2,250	0.0003%	11,992.50	2025 7	2023	2,250	0.00%
2025 25	04	1,646,975	0.2030%	6,192,626.00	2025 7	2024	1,646,975	0.20%
2025 25	10	3,200	0.0004%	17,033.60	2026 1	2023	3,200	0.00%







2025

18.24

2

1

2

3

4

5

6

7

13

5

1

2025 12 31

8.07

0.48

13

2

1

2

3

4

5

2025




1

2025 12 31

	736,145,850.09	711,044,835.62
	775,260,037.22	

	19,177,351.48	17,458,150.17
	33,677,604.35	27,042,971.78
	2,438,525,790.45	2,403,969,786.20
	5,163,447.63	12,798,262.00
	526,452.32	73,819.94
	18,875,138.18	26,033,285.93
	170,882,648.12	183,152,771.36
	6,087,738.67	6,550,603.86
	78,090,892.16	105,410,769.95
	135,947,537.90	57,261,714.42
	40,131,631.64	41,144,697.63
	895,880.54	1,204,376.83
	26,604,841.61	33,616,918.52
	29,361,994.51	13,643,954.18
	512,568,203.28	480,891,174.62
	2,951,093,993.73	2,884,860,960.82
	35,716,681.15	34,743,421.56
	475,259,561.15	444,662,057.70



2


	656,121,701.89	620,727,304.16
	828,092,129.62	889,055,169.24
	8,646,102.62	1,826,827.88
	332,211,137.30	290,450,538.61
	623,016,694.18	544,838,020.10
	50,213,945.54	44,336,520.36
	23,948,288.33	14,303,760.53
	2,522,249,999.48	2,405,538,140.88

	29,361,994.51	13,643,954.18
	1,078,251,971.95	1,036,622,982.90
	3,600,501,971.43	3,442,161,123.78
	138,358,896.03	202,175,357.00
	441,540,896.18	418,898,858.71
	159,626,767.39	121,647,600.61
	49,581,651.17	42,409,044.94
	561,557,287.62	470,389,883.07
	18,772,396.43	16,305,209.09
	1,369,437,894.82	1,271,825,953.42
	3,209,848.51	4,464,940.13
	7,820,558.76	14,869,498.70

	75,270,306.04	68,915,431.66
	402,274,920.54	350,766,883.60
	2,213,229,301.47	2,133,321,545.30
	3,600,501,971.43	3,442,161,123.78

3

	2025	2024
	1,957,934,999.09	1,736,421,794.40
	1,957,934,999.09	1,736,421,794.40
	1,927,984,697.72	1,635,389,130.28
	1,465,687,930.85	1,167,305,243.01



---

	0.0254	0.0243
	0.0254	0.0244

" "		
" "		
	-6,084,425.59	-5,087,294.07
	-6,084,425.59	-5,087,294.07
1.		
2.		
3.		

---

	1,629,003,464.28	1,497,500,993.37
	95,777,179.61	

6

	2025	2024
	2,077,642,418.52	1,965,855,860.17
	7,218,718.65	228,077.95
	45,857,952.16	127,788,582.71
	2,130,719,089.33	2,093,872,520.83
	493,470,384.77	1,302,795,219.11
	1,468,646,447.34	1,114,099,665.17
	66,793,114.05	30,224,479.19
	121,911,935.81	59,037,087.47
	2,150,821,881.97	2,506,156,450.94
	-20,102,792.64	-412,283,930.11
	15,000,000.00	1,283,863.50

2025												





2024											





---

	00				46	8	71.8 9		6		11		1.46		1.36
--	----	--	--	--	----	---	-----------	--	---	--	----	--	------	--	------

8

	2025														

1	2,597,790.00				25,129,858.85							27,727,648.85
2												
3					-3,184,722.41							-3,184,722.41
4	-1,821,975.00				-							

2												
3												
4												
5												

	2024

3					31,85 3,412 .15							31,85 3,412 .15
4	- 271,9 80.00				- 1,227 ,717. 72	- 30,49 7,484 .72						28,99 7,787 .00
										- 7,318 ,716. 82		- 7,318 ,716. 82
1												



2010





3

4

8

1

A

B

C

D

E

2

9

10

1

2

"

"

"

"

"

"

11

1



3

4

44

5

- 
- 
- 
- 
- 

14 —

12

12

12

12

12



12

- 
- 
- 
- 

30



17

1

2

3

1

2



2

		20	10%	4.5%
		5	10%	18%
		5	10%	18%
		5	10%	18%
		5		20%

3

30

4

5

25

30

26

1

2

3

3

27

28

29

1

--	--	--	--	--

5-10



31

32

33

1

2

3

4

4

"

"

"

34

1

"

2

3

5

36

37

1

2

a.

b.

c.

d.

3 — — " "

38

" "

39

1

40

/

1

2

1

2

1

2

41

1

1

2

44

12

4

2

22 ---

23 -

-

22 ---

42

43

1

2

3 2025

44

1

1

13 —

2

3

30

2

1

		1% 3% 5% 6% 9% 12% 13%
		5% 7%
		15% 16.5% 17% 20% 22% 24% 25%

--	--


	15.00%
	16.50%
Sunline Technology (Malaysia) Sdn. Bhd	24.00%
	16.50%
	25.00%
	25.00%
	25.00%
	25.00%
	25.00%
Sunline International (Malaysia) Sdn. Bhd	24.00%
	25.00%
	25.00%
	25.00%
Sunline Technology (Thailand) Limited	20.00%
	25.00%
	25.00%
PT Sunline Technology Indonesia	22.00%
Sunline International (Philippines) Limited, Inc.	20.00%
Sunline Technology (Singapore) Pte. Ltd	17.00%



731,101,189.63

696a31,173,1,.6

3



4



5



6



5

1

---

4	5	5,302,722.52	5,306,090.51
5		8,057,171.32	4,586,627.99
		845,801,250.11	973,358,962.71

2





			384,000.00	384,000.00	100.00%	
			143,100.00	143,100.00	100.00%	
			120,000.00	120,000.00	100.00%	
			99,000.00	99,000.00	100.00%	
			45,672.01	45,672.01	100.00%	
			30,000.00	30,000.00	100.00%	
			8,000.00	8,000.00	100.00%	
			4,246.26	4,246.26	100.00%	
	15,229,371.3 1	15,229,371.3 1	23,939,369.8 4	23,939,369.8 4		

46,601,843.05




	93,172,412.2 8	4,661,025.93	88,511,386.3 5	64,142,991.1 8	4,779,602.65	59,363,388.5 3
	- 30,660,283.4 8	- 1,298,288.97	- 29,361,994.5 1	- 15,038,409.9 9	- 1,394,455.81	- 13,643,954.1 8
	62,512,128.8 0	3,362,736.96	59,149,391.8 4	49,104,581.1 9	3,385,146.84	45,719,434.3 5

2

--	--	--	--

3





--	--

--	--	--	--	--	--

7

8

8

	45,970,527.45	38,266,999.60
	45,970,527.45	38,266,999.60

1

1

--	--	--

2

--	--	--	--	--

3

4


--	--	--	--	--

5

--	--

--	--	--	--	--	--

2

1

( )		
-----	--	--

2

1

( )				
-----	--	--	--	--

3

4


--	--	--	--	--

5

--	--

5

--	--	--

1	2	8,864,313.82	5,885,605.73
2	3	3,182,641.62	5,432,030.10
3		6,856,461.30	2,784,259.90
3	4	5,202,730.80	2,006,328.01
4	5	1,060,077.63	290,897.28
5		593,652.87	487,034.61
		48,483,970.57	40,273,439.85

3


2025 1 1

6



10



14

1


--	--	--	--	--

2


3


	12	( )	( )	
2025 1 1				

4

--	--

5

1



16

--	--	--	--	--	--	--	--	--

6,141,065.07    9,190,423.80

-  
3,049,358.73

-  
3,858,934.93



/	"										
		24,884, 382.65	100.00%	543,583 .54	2.18%	24,340, 799.11	30,935, 983.44	100.00%	679,571 .27	2.20%	30,256, 412.17

543,583.54



-800.97

4



18



19



20

1

2

3



4



1.	280,172,058. 02	2,098,839.96	23,183,460.8 3	6,767,925.92	9,653,713.12	321,875,997. 85
2.			1,825,732.96	79,997.60	201,834.86	2,107,565.42
1			1,715,164.86	77,976.53	201,834.86	1,994,976.25
2						
3						

3.

1


3

24

25

1

1.	7,940,811.14	7,940,811.14
2.	2,948,864.21	2,948,864.21
1	2,948,864.21	2,948,864.21
3.	31,389.92	31,389.92
1	31,389.92	31,389.92
4.	10,858,285.43	10,858,285.43
1.	1,390,207.28	1,390,207.28
2.	3,380,339.48	3,380,339.48
1	3,363,239.88	3,363,239.88
2	17,099.60	17,099.60
3.		
1		
4.	4,770,546.76	4,770,546.76
1.		
2.		
1		
3.		
1		
4.		
1.		



2.						
1						
3.						
1						
4.						
1.				976,376.88	77,114,515.28	78,090,892.16
2.				701,823.96	104,708,945.99	105,410,769.95

98.05%

2

3

--	--	--

4

27

1

	90,484,473.25					90,484,473.25
	41,144,697.63				1,013,065.99	40,131,631.64
	17,667,963.2				435,021.12	17,232,942.0

	1					9
	3,313,242.03				81,578.75	3,231,663.28
	813,006.64				20,017.88	792,988.76
	153,423,382.76				1,549,683.74	151,873,699.02

2

	90,484,473.25				90,484,473.25
	17,667,963.21			435,021.12	17,232,942.09
	3,313,242.03			81,578.75	3,231,663.28
	813,006.64			20,017.88	792,988.76
	112,278,685.13			536,617.75	111,742,067.38

3







4

	50,874,989.96	88,411,600.00	0.00	5	-3.18% 2.38%	0% 21.24% 13.62%	

					21.24%		
					22.32%		0%
					13.62%		
	50,874,989.96	88,411,600.00	0.00				

5

13.62%

5

28

	1,204,376.83	13,837.88	348,559.69	-26,225.52	895,880.54
	1,204,376.83	13,837.88	348,559.69	-26,225.52	895,880.54

29

/

1

	93,136,338.26	14,244,987.66	123,071,278.51	18,965,647.24
	25,672,285.18	3,867,700.20	18,466,890.90	3,090,664.52
	32,515,170.39	4,877,275.56	25,357,022.64	3,803,553.40
	10,655,860.42	2,651,717.46	13,554,247.28	3,376,314.17
			19,294,364.33	3,386,153.64

---

	6,186,062.37	963,160.73	6,554,860.85	994,585.55

	30,660,283.48	1,298,288.97	29,361,994.51	15,038,409.99	1,394,455.81	13,643,954.18
	30,660,283.48	1,298,288.97	29,361,994.51	15,038,409.99	1,394,455.81	13,643,954.18

31

	5,044,660.46	5,044,660.46			14,677,209.00	14,677,209.00		
					147,371,452.08	91,554,514.13		
	5,044,660.46	5,044,660.46			162,048,661.08	106,231,723.13		

1

5,044,660.46

32


34

--	--	--

35

--	--	--

36

1

	35,622,931.15	34,654,886.67
	93,750.00	88,534.89
	35,716,681.15	34,743,421.56

2

1

--	--	--

3

37

--	--	--

---

	21,839,681.92	26,904,422.91
	21,839,681.92	26,904,422.91

1

--	--	--

--

--	--	--

--	--	--

39

1

	133,356,955.56	1,603,550,617.48	1,573,932,322.55	162,975,250.49
-	4,711,522.82	131,485,609.13	132,047,614.12	4,149,517.83
	138,068,478.38	1,735,036,226.61	1,705,979,936.67	167,124,768.32

170.86	42,854,038.95
457.21	1,212,639.48
213.84	19,896,767.35
342.36	531,536.37
126.88	379,879.13
510.75	640,508.71
821.90	65,515,369.99



	14,972,383.47
870.63	1,979,402.04

44

1

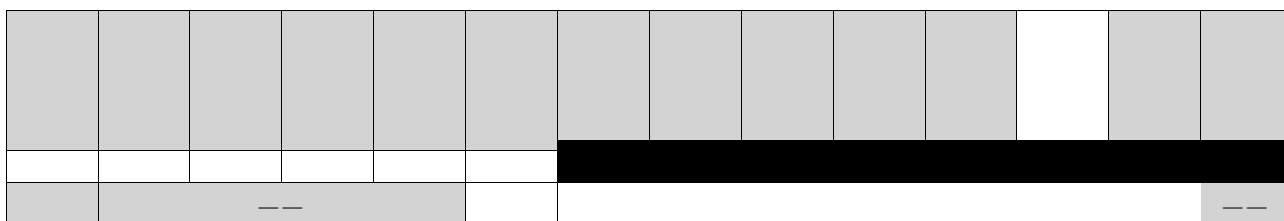


45

1



. 2



		6,186,062.37	6,554,860.85
		-2,607,870.63	-1,979,402.04
		3,578,191.74	4,575,458.81

44.95

-

44.95

2

--	--	--

--	--	--

--	--	--



2

-3,103,726.20      2025  
 7,030,621.00  
 804,602.09

55

	16,808,146.88		10,727,693.54	6,080,453.34
	16,808,146.88		10,727,693.54	6,080,453.34

A    1,821,975                      7,141,349.54      2023

---

-11,078,154.17                      -11,078,169.05                      -14.88

57

--	--	--	--	--

58

	68,915,431.66	6,354,874.38		75,270,306.04
	68,915,431.66	6,354,874.38		75,270,306.04

10%

59

--

	1,957,238,876.01	1,465,565,469.16	1,736,091,519.18	1,167,305,243.01
	696,123.08	122,461.69	330,275.22	
	1,957,934,999.09	1,465,687,930.85	1,736,421,794.40	1,167,305,243.01

	1		2					
	1,824,085,034.55	1,417,257,427.44					1,824,085,034.55	1,417,257,427.44
	56,133,612.98	18,406,289.78					56,133,612.98	18,406,289.78
	77,020,228.48	29,901,751.94					77,020,228.48	29,901,751.94

---




	613,445.02	395,267.57
	505,288.66	1,030,511.26

66

	13,455,593.80	6,227,120.08
	421.88	142,961.76
	1,161,747.78	1,151,585.30

67

--	--	--

68

--	--	--

69

	450,203.46	-849,508.42
	450,203.46	-849,508.42

70

	36,506,559.23	-55,931,426.96
	-2,837,723.51	-249,743.87
	135,186.76	-321,532.52
	33,804,022.48	-56,502,703.35

71

	-44,044,567.83	-3,339,362.05
		-16,554,437.16
	118,797.10	-2,006,889.26
	-43,925,770.73	-21,900,688.47

72

" -"	-44,565.04	-23,559.46

73

	148,342.86	150,000.00	148,342.86
	2,442.87		2,442.87
	48,593.95	9,962.49	48,593.95
	199,379.68	159,962.49	199,379.68

74

		21,839.87	
		292,572.69	
	284,437.61	404,866.33	284,437.61
	5,811.54	314.89	5,811.54
	290,249.15	719,593.78	290,249.15

75

1

	7,027,123.49	2,994,118.20
	7,137,330.17	7,138,148.75
	14,164,453.66	10,132,266.95

2

	34,761,085.53
/	5,214,162.83
	-5,078,720.95
	4,490,820.94

7  
6  
3

0  
0

0  
0  
0



	3,363,239.88	1,579,927.53
	44,524,179.03	56,125,284.47
	348,559.69	297,405.28
" "	44,565.04	23,559.46
" "		142,940.68
" "		
" "	5,201,554.15	9,240,050.20
" "	-450,203.46	849,508.42
" "	6,406,600.82	-2,755,355.26
" "	-46,639.61	886,244.77
" "	-100,105,030.41	-293,330,738.18
" "	83,214,296.62	35,250,006.13
" "	63,665,410.66	178,706,363.82
	-3,103,165.58	22,099,798.14
	147,982,356.92	120,235,160.91
2		
	2,948,864.21	7,940,811.14
3		
	731,101,189.63	653,962,943.12
	653,962,943.12	476,409,922.53
		24,127,481.27
	24,127,481.27	34,770,207.09
	53,010,765.24	166,910,294.77

2


---

--	--

3


4

--	--	--

7

79

“ ”

80

1



---

	2,723.00	7.0288	19,139.42
	266,002.32	1.7319	460,689.42
	2,349,042.84	0.2225	522,662.03
	267,964,922.72	0.0004189	112,250.51





V10.0								
-	6,119,366 .94	5,912,806 .14						12,032,17 3.08
V2.0								
-	3,459,544 .77	994,927.9 8						4,454,472 .75
V8.6								
-	3,215,603 .09	9,663,268 .12						12,878,87 1.21
V2.0								
-	7,551,494 .06	11,152,46 6.26						18,703,96 0.32
V1.0								
EFT	847,117.7 9	1,303,208 .32						2,150,326 .11
V1.0								
i CoreV3.6	1,078,740 .79	- 12,657.82			1,066,082 .97			
-	9,614,264 .13	11,198,98 6.76						20,813,25 0.89
APStack V2.0								
V4.5	735,146.9 3	400.00			735,546.9 3			
	717,580.9 0				717,580.9 0			

V2.0

-								
V1.0								
- Datami nd V2.0		4,205,885 .24						4,205,885 .24
- DStack V6.5		2,457,768 .91						2,457,768 .91

1,687,732  
.22

1,687,732  
.22

V7.5



V1.0								
-		509,477.18						509,477.18
V4.0								
-		492,306.99						492,306.99
V3.0								
-		478,049.16						478,049.16
V7.1								
-		457,442.13						457,442.13
V6.5								
-		446,935.17						446,935.17
V9.0								
-		156,059.47						156,059.47
V2.0								

---

-		64,834.76					64,834.76
	57,261,71 4.42	95,120,63 3.86			16,434,81 0.38		

-Datami nd V2.0					
DStack V6.5	-	2027 02 28		2025 09 15	
- V6.2		2027 02 28		2024 03 15	

2026 02 28

2025 03 15

-  
V7.5



---


---

--	
--	
--	
--	
--	

3


4

5

2025 8 27  
140

Sunline Intelligent Digital Technology Pte. Ltd.

6

1

1





2

--	--	--	--	--

3



4

5





---

--		
--		

7

8

4

				/	

5

6

1

2



1

1



--	--	--	--	--	--	--	--



2


3

3

1

2

3

1

	--	--	--	--
			18,875,138.18	18,875,138.18
			18,875,138.18	18,875,138.18
	--	--	--	--



9

1

--	--	--	--	--	--

2

1

3

3


4


5

1

/

--	--	--	--	--	--



4

--	--	--	--	--

	50,000.00	2025 03 24	2025 04 03	
	30,000,000.00	2025 04 17	2025 10 16	
	10,000,000.00	2025 06 23	2025 12 22	
	20,000,000.00	2025 06 23	2025 12 19	
	20,000,000.00	2025 06 13	2025 12 15	

6

1


2

		128,790.00	128,790.00

7

8

1

		600,960.00	6,408,268.18	236,200.00	1,261,308.00	489,500.00	3,656,085.00
		2,083,129.00	22,222,204.55	435,400.00	2,325,036.00	8,342,600.00	50,027,522.04
		2,684,089.00	28,630,472.73	671,600.00	3,586,344.00	8,832,100.00	53,683,607.04


2

	Black-Scholes
	66,653,816.45
	-3,103,165.58

3

4

	345,508.01	
	-3,448,673.59	
	-3,103,165.58	

5

6

1

#

#

				2025-12-31
Sunline Intelligent Digital Technology Pte. Ltd.	140	100%	140	90

2

1

2025 12 31

2

3

1

--	--	--	--

2

3

4

1

1

--	--	--	--



3

4

7

8

1

1

1	1	728,660,024.76	667,000,887.46
1	2	87,534,657.36	179,686,347.50
2	3	50,189,596.37	117,239,636.41
3		27,090,268.61	31,057,755.07
3	4	14,460,621.03	21,375,036.57
4	5		

	873,987,008.26	97.82%	45,894,878.64	5.25%	828,092,129.62	980,481,255.13	98.54%	91,426,085.89	9.32%	889,055,169.24
	78,731,866.35	8.81%			78,731,866.35	50,317,990.60	5.06%			50,317,990.60
/	769,113,720.57	86.08%	41,859,119.51	5.44%	727,254,601.06	886,373,685.54	89.08%	87,855,345.41	9.91%	798,518,340.13
"	26,141,421.34	2.93%	4,035,759.13	15.44%	22,105,662.21	43,789,578.99	4.40%	3,570,740.48	8.15%	40,218,838.51
/	893,474,547.10	100.00%	65,382,417.48	7.32%	828,092,129.62	994,984,626.44	100.00%	105,929,457.20	10.65%	889,055,169.24

19,487,538.84

	5,600,000.00	5,600,000.00	5,600,000.00	5,600,000.00	100.00%
	1,920,664.00	1,920,664.00	1,920,664.00	1,920,664.00	100.00%
	744,000.00	744,000.00	744,000.00	744,000.00	100.00%
	617,500.00	617,500.00	617,500.00	617,500.00	100.00%
	611,128.00	611,128.00	611,128.00	611,128.00	100.00%
	560,000.00	560,000.00	560,000.00	560,000.00	100.00%
	545,379.32	545,379.32	545,379.32	545,379.32	100.00%
	319,700.00	319,700.00	319,700.00	319,700.00	100.00%
	296,000.00	296,000.00	296,000.00	296,000.00	100.00%
	225,000.00	225,000.00	225,000.00	225,000.00	100.00%

	200,800.00	200,800.00	200,800.00	200,800.00	100.00%	
	195,000.00	195,000.00	195,000.00	195,000.00	100.00%	
	184,800.00	184,800.00	184,800.00	184,800.00	100.00%	
	120,000.00	120,000.00	120,000.00	120,000.00	100.00%	
	120,000.00	120,000.00	120,000.00	120,000.00	100.00%	
	94,400.00	94,400.00	94,400.00	94,400.00	100.00%	
	62,999.99	62,999.99	62,999.99	62,999.99	100.00%	
	2,086,000.00	2,086,000.00			100.00%	
OPLAY DIGITAL SERVICES, S. A . DE C. V. , SOFOM E. N. R			5,534,395.52	5,534,395.52	100.00%	
			826,000.00	826,000.00	100.00%	
			384,000.00	384,000.00	100.00%	
			143,100.00	143,100.00		

	873,987,008.26	45,894,878.64	
--	----------------	---------------	--

3

	14,503,371.31	7,070,167.53	446,000.00	1,640,000.00		19,487,538.84
	91,426,085.89	45,531,207.25	-			45,894,878.64
	105,929,457.20	38,461,039.72	446,000.00	1,640,000.00		65,382,417.48

--	--	--	--	--

4

1,640,000.00

5

	61,874,300.71	6,980,000.00	68,854,300.71	7.04%	5,823,070.07
	47,560,576.00	7,894,340.00	55,454,916.00	5.67%	1,181,189.71

---

--	--	--	--	--

5

--	--

--	--	--	--	--	--

2

5

--	--

--	--	--	--	--	--

3

1

	289,407,410.97	255,553,668.96
	28,987,827.64	24,767,101.62
	3,908,899.93	2,914,270.14
	8,030,187.49	6,561,174.79
	2,721,599.65	1,595,269.96
	1,405,366.31	724,789.90
	334,461,291.99	292,116,275.37

2

1 1	79,232,060.54	76,919,014.90
1 2	52,764,820.78	58,395,282.20
2 3	56,722,217.92	43,101,599.87
3		

---


4

	1,665,736.76	704,908.01		120,490.08		2,250,154.69

		93,427,571.85	1-5		27.93%	
		29,407,194.60	1	1-2	8.79%	
Sunline International (Malaysia) Sdn. Bhd		8,805,364.06	1-5		2.63%	
		5,431,346.11	1-2	3-4	1.62%	
		287,234,395.48			85.88%	

7

3

	735,450,782. 84	114,194,500. 29	621,256,282. 55	734,093,177. 45	90,484,473.2 5	643,608,704. 20
	526,452.32		526,452.32			
	735,977,235. 16	114,194,500. 29	621,782,734. 87	734,093,177. 45	90,484,473.2 5	643,608,704. 20

1

	54,583,44 6.51				580,866.5 7	55,164,31 3.08	
	36,607,58 5.46				-3,091.81	36,604,49 3.65	
	121,793,9 27.82				176,488.7 9	121,970,4 16.61	
	23,753,46 5.69			23,710,02 7.04	- 43,438.65	0.00	23,710,02 7.04

	55,658,65 6.06						55,658,65 6.06	
	148,491,0 02.94						148,491,0 02.94	
	6,700,000 .00						6,700,000 .00	
	64,284,12 0.76	90,484,47 3.25				- 14,794.66	64,269,32 6.10	90,484,47 3.25
			710,426.4 0				710,426.4 0	
	131,736,4 98.96					- 48,851.25	131,687,6 47.71	
	643,608,7 04.20	90,484,47 3.25	710,426.4 0					

3

4

	1,875,521,453.04	1,449,161,851.81	1,669,721,050.38	1,207,316,721.73
	1,034,557.37	122,461.69	771,989.51	
	1,876,556,010.41	1,449,284,313.50	1,670,493,039.89	1,207,316,721.73

---


6

1

--	--	--

2

3

4